



HTGA 2018-2019

Cypress Lakes Leaderboard



Stroke Play - Net

1st Flight

Pos.	Player	Course Handicap	Total Gross	To Par Net	Total Net	Purse
1	Sanchez, Armando	8	81	+1	73	\$80.00
2	Mosley, Mike	12	86	+2	74	\$50.00
3	Denby, Stephen	7	82	+3	75	\$0.00
4	Adkins, Gary	12	88	+4	76	\$0.00
5	Anderson, John	18	94	+4	76	\$0.00
6	Kelley, Kevin	19	97	+6	78	\$0.00
7	Proffitt, Robert	17	97	+8	80	\$0.00

2nd Flight

Pos.	Player	Course Handicap	Total Gross	To Par Net	Total Net	Purse
1	Perkins, Larry	21	91	-2	70	\$80.00
2	Anderson, Rich	24	96	E	72	\$50.00
3	Barnes, Curtis	21	94	+1	73	\$0.00
4	Hawkins, George	20	94	+2	74	\$0.00
5	Sanchez, David	24	99	+3	75	\$0.00
6	Kearney, Steve	23	104	+9	81	\$0.00
NS	Lowe, Toby	20	NS	-	NS	\$0.00

3rd Flight

Pos.	Player	Course Handicap	Total Gross	To Par Net	Total Net	Purse
1	Nicholson, Johnnie	34	104	-2	70	\$80.00
2	Campbell, Jesse	36	108	E	72	\$50.00
3	Stemberger, Charlotte	36	109	+1	73	\$20.00
4	Manahl, James	36	112	+4	76	\$0.00
5	Murphy, Jerry	27	104	+5	77	\$0.00
6	Butschek, Gilbert	28	107	+7	79	\$0.00
7	Dillard, Scott	27	107	+8	80	\$0.00
8	Uhl, David	36	118	+10	82	\$0.00
9	Farnum, Jason	27	110	+11	83	\$0.00
10	Keck, Raymond	36	120	+12	84	\$0.00
NS	Perez, Robert	29	NS	-	NS	\$0.00

No Handicap Flight



HTGA 2018-2019

Cypress Lakes Leaderboard



Pos.	Player	Course Handicap	Total Gross	To Par Net	Total Net	Purse
1	Devore, Mark	12	81	-3	69	\$0.00

Total Purse Allocated: \$410.00

1st Flight

	1	2	3	4	5	6	7	8	9	Out	10	11	12	13	14	15	16	17	18	In	Total	Net
Sanchez, Armando (8)	4	6	5	3	5	4	2	6	5	40	5	3	4	5	6	5	4	3	6	41	81	73
Mosley, Mike (12)	5	8	6	3	4	5	4	5	5	45	6	3	5	5	5	4	4	3	6	41	86	74
Denby, Stephen (7)	5	4	6	3	5	5	4	6	5	43	5	3	4	4	6	6	4	3	4	39	82	75
Adkins, Gary (12)	4	7	5	3	5	4	2	5	4	39	9	4	5	5	7	5	8	2	4	49	88	76
Anderson, John (18)	4	8	7	4	7	5	4	6	6	51	5	3	4	5	7	5	7	3	4	43	94	76
Kelley, Kevin (19)	5	8	5	4	5	4	3	8	5	47	5	4	7	5	10	6	5	3	5	50	97	78
Proffitt, Robert (17)	5	7	7	4	5	6	2	7	6	49	6	4	4	5	8	5	5	4	7	48	97	80

2nd Flight

	1	2	3	4	5	6	7	8	9	Out	10	11	12	13	14	15	16	17	18	In	Total	Net
Perkins, Larry (21)	7	5	6	5	4	5	4	7	5	48	6	3	4	4	6	6	5	4	5	43	91	70
Anderson, Rich (24)	5	7	4	4	5	3	4	5	7	44	7	5	4	8	6	5	8	4	5	52	96	72
Barnes, Curtis (21)	5	6	6	4	5	6	4	6	4	46	6	4	6	4	5	6	6	5	6	48	94	73
Hawkins, George (20)	6	6	5	4	8	5	3	6	5	48	8	3	4	6	6	7	4	3	5	46	94	74
Sanchez, David (24)	4	7	7	5	5	5	4	7	6	50	6	4	6	5	6	5	6	4	7	49	99	75
Kearney, Steve (23)	5	6	6	5	5	5	4	7	8	51	6	3	6	7	8	9	5	4	5	53	104	81
Lowe, Toby (20)	0	0	NS	0

3rd Flight

	1	2	3	4	5	6	7	8	9	Out	10	11	12	13	14	15	16	17	18	In	Total	Net
Nicholson, Johnnie (34)	4	10	6	3	7	5	4	8	7	54	8	4	6	5	5	5	4	5	8	50	104	70
Campbell, Jesse (36)	6	10	8	4	5	6	4	6	6	55	8	4	4	8	7	6	6	4	6	53	108	72
Stemberger, Charlotte (36)	5	7	9	6	5	5	4	8	7	56	6	4	7	7	7	6	6	3	7	53	109	73
Manahl, James (36)	4	7	8	5	7	7	3	11	8	60	6	4	3	7	6	5	7	5	9	52	112	76
Murphy, Jerry (27)	5	7	5	6	7	6	4	7	6	53	6	4	5	7	6	6	8	3	6	51	104	77
Butschek, Gilbert (28)	4	5	6	6	6	4	4	9	8	52	6	7	4	5	8	3	7	4	11	55	107	79
Dillard, Scott (27)	7	5	6	4	8	5	3	12	5	55	7	3	4	9	7	6	5	3	8	52	107	80
Uhl, David (36)	5	5	8	5	6	9	2	6	8	54	5	5	5	6	9	8	10	3	13	64	118	82
Farnum, Jason (27)	4	8	8	6	6	6	4	5	6	53	6	5	6	6	7	8	6	7	6	57	110	83
Keck, Raymond (36)	4	12	7	3	7	9	6	11	7	66	7	3	7	6	6	5	11	3	6	54	120	84
Perez, Robert (29)	0	0	NS	0

No Handicap Flight







	1	2	3	4	5	6	7	8	9	Out	10	11	12	13	14	15	16	17	18	In	Total	Net
Devore, Mark (12)	5	5	4	3	4	5	3	6	4	39	5	5	4	4	4	4	5	5	6	42	81	69



HTGA 2018-2019

Cypress Lakes Leaderboard



 Starting Hole Start Hole  Eagle or Better Eagle  Birdie  Par  Bogey 
Double Bogey or Worse Dbl. Bogey